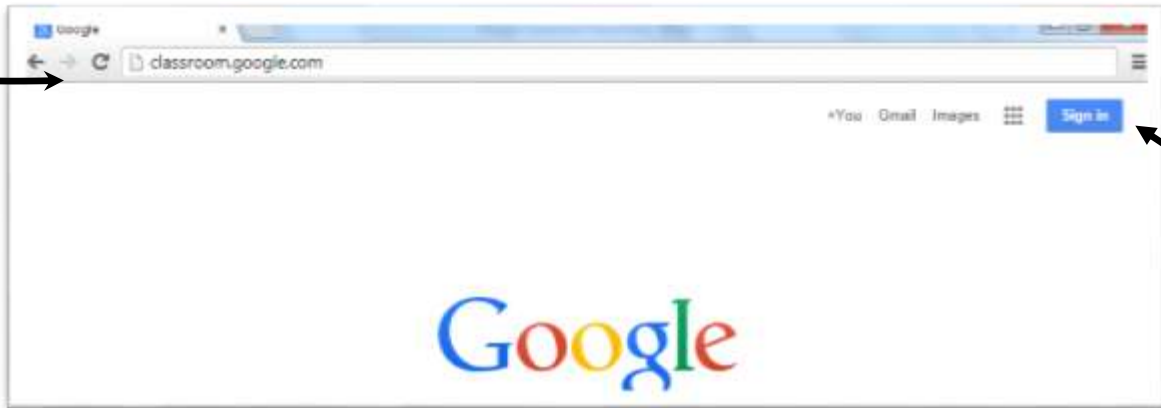
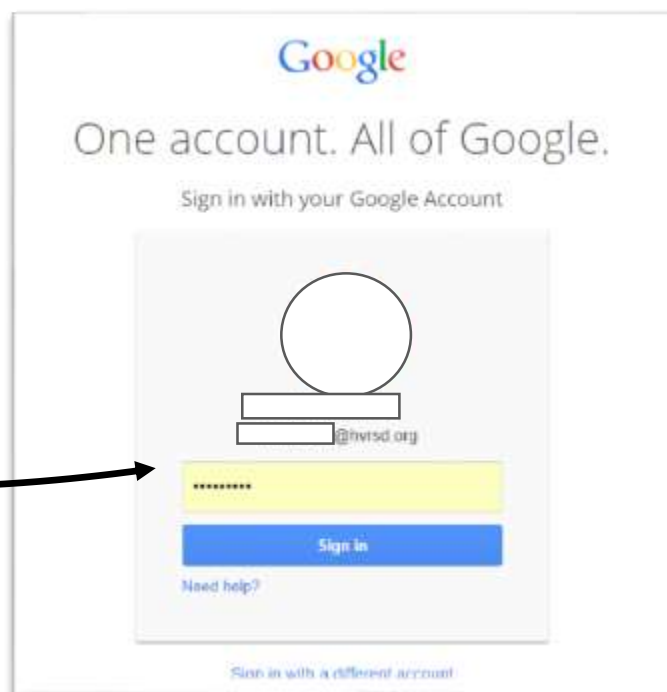


## Google Classroom Directions for Parents

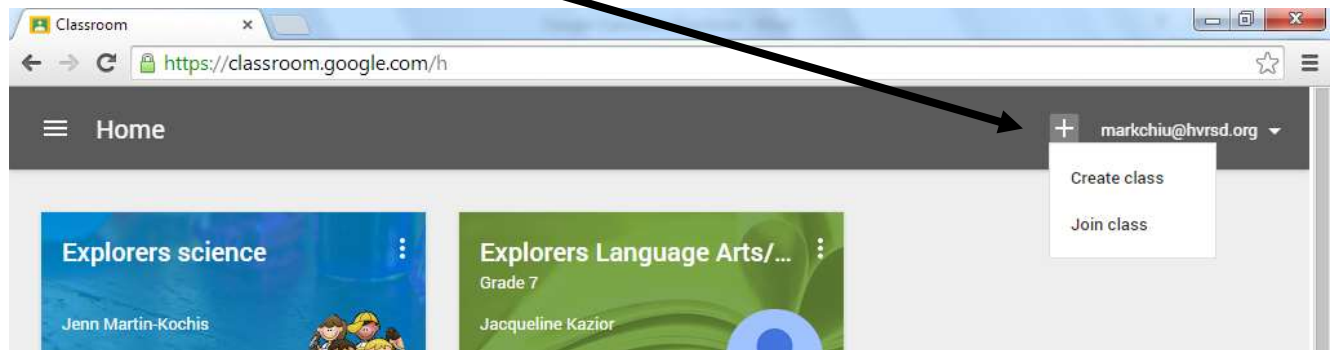
1. Using your internet browser (Google Chrome will work best for this), go to [classroom.google.com](https://classroom.google.com). You may be directed to log into an account instead of reaching the classroom screen. If you reach the screen, skip to STEP 3.



2. You **must be logged in to your child's HVRSD.ORG account** in order to access any Google classroom. Click "Sign In" in the top right hand corner if you currently are not signed into any google account. If you are on another Gmail account, you will need to sign out of it and log in with your child's HVRSD.ORG account. You **should have** access to their username and password.



3. Once you are logged in and on the classroom.google.com site, click the “+” in the top right hand side of the screen.
4. Select “Join Class”.



5. Enter the class code(s).



6. The classrooms that you are now joined to will now be one screen. The next time you use classroom.google.com, this will be the “home screen”.

